




Providing a Clear Path to Market

The complex, fragmented, months-long commercialization planning process can overwhelm early- to mid-stage biopharma companies.

“So overwhelming that I don’t know where to begin.”

“I spend most of my time cobbling together resources and consultants only to deliver a haphazard plan.”

“I can’t get out of the weeds – no time to strategize or lead my team.”



Corval Knows. There Is a Better Way.

Our cloud-based platform can dramatically reduce the time, effort, and resources it takes to chart a clear path from clinic to market.



Commercialization Center

A single workspace to collaborate on your roadmap and access a trove of commercialization knowledge to align your evolving team and guide your journey.



Customized Commercialization Map


A detailed roadmap of your commercialization objectives and activities that adapts to information as you enter it into the platform.



Budget & Resource Plan

A customized schedule of the resources and investments required to support map activities and achieve your organizational objectives.

Get a look inside on the next page →

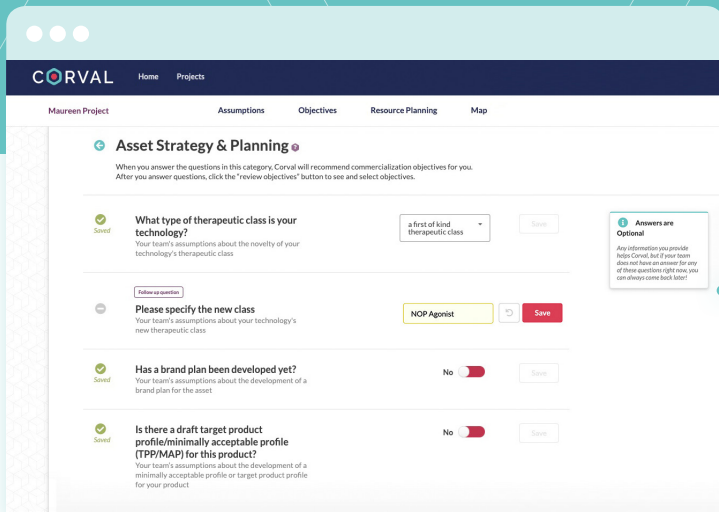


Experience Corval.

Corval provides the clarity and guidance to navigate the full commercialization journey.

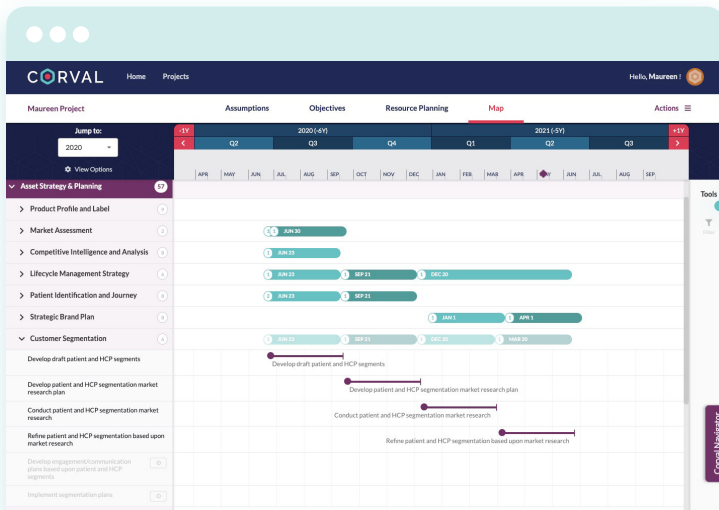
Visit corval.io to learn more or drop us a note at info@corval.io.

Navigate the Commercialization Planning Process with Confidence



Commercialization Center

Drive visibility and team alignment on key assumptions and insights that define your strategy.



Customized Commercialization Map

See all of your detailed activities and milestones leading to commercial success—organized by year and workstream.

Expense By Category	2021	2022	2023	2024	2025
	Annual	Annual	Annual	Annual	Annual
Company Strategy & Planning	\$526,000	\$450,000	\$375,000	\$320,000	\$275,000
Asset Strategy & Planning	\$475,000	\$725,000	\$790,000	\$850,000	\$550,000
Medical & Scientific Affairs Development	\$775,000	\$1,100,000	\$1,430,000	\$2,020,000	\$2,750,000
Value & Market Access Development	\$225,000	\$693,000	\$780,000	\$1,150,000	\$1,860,000
Market Development & Planning	\$320,000	\$540,000	\$1,650,000	\$3,650,000	\$10,300,000
IT/Commercialization Systems & Analytic Development	\$286,000	\$400,000	\$750,000	\$1,270,000	\$2,110,000
Operations Planning	\$135,000	\$330,000	\$450,000	\$880,000	\$1,500,000
Field Resource Planning	—	—	\$210,000	\$475,000	\$1,370,000
Fees	\$2,142,000	\$4,238,000	\$6,435,000	\$10,615,000	\$20,715,000
Hiring Cost	\$6,083,200	\$6,685,700	\$7,487,600	\$12,477,600	\$23,521,600
Subtotal	\$8,825,200	\$10,923,700	\$13,922,600	\$23,092,600	\$44,236,600
Totals	\$8,825,200	\$10,923,700	\$13,922,600	\$23,092,600	\$44,236,600

Budget & Resource Plan

Understand what it will take. Get talent recommendations and budget estimates based on your map activities.